

# Mouse Her3/ErbB3 Protein

Cat. No. HER-MM103



## Description

<b>Source</b>	Recombinant Mouse Her3/ErbB3 Protein is expressed from HEK293 with His tag at the C-Terminus. It contains Ser20-His641.
<b>Accession</b>	Q61526
<b>Molecular Weight</b>	The protein has a predicted MW of 69.59 kDa. Due to glycosylation, the protein migrates to 78-100 kDa based on Bis-Tris PAGE result.
<b>Endotoxin</b>	Less than 1EU per µg by the LAL method.
<b>Purity</b>	> 95% as determined by Bis-Tris PAGE > 95% as determined by HPLC

## Formulation and Storage


<b>Formulation</b>	Lyophilized from 0.22 µm filtered solution in PBS (pH 7.4). Normally 8% trehalose is added as protectant before lyophilization.
<b>Reconstitution</b>	Centrifuge the tube before opening. Reconstituting to a concentration more than 100 µg/ml is recommended. Dissolve the lyophilized protein in distilled water.
<b>Storage</b>	-20 to -80°C for 12 months as supplied from date of receipt. -80°C for 3 months after reconstitution. Recommend to aliquot the protein into smaller quantities for optimal storage. Please minimize freeze-thaw cycles.

## Background

Her3, also called ErbB3, is a type I membrane glycoprotein that is a member of the ErbB family of tyrosine kinase receptors. Her3 is expressed in keratinocytes, melanocytes, skeletal muscle cells, embryonic myoblasts and Schwann cells. Monomeric Her3 serves as a low affinity receptor for the heregulins (HRG).

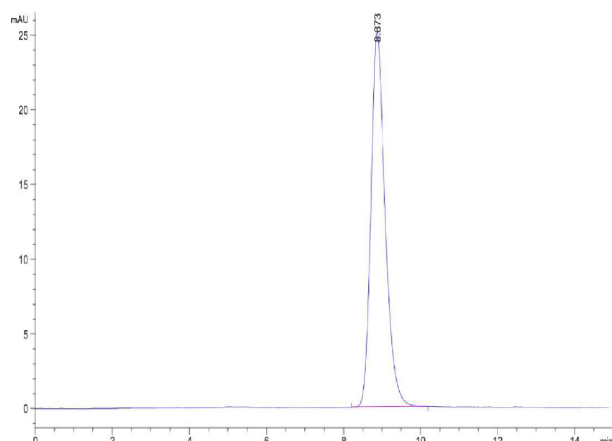
## Assay Data

### Bis-Tris PAGE



Mouse Her3 on Bis-Tris PAGE under reduced condition. The purity is greater than 95%.

### SEC-HPLC



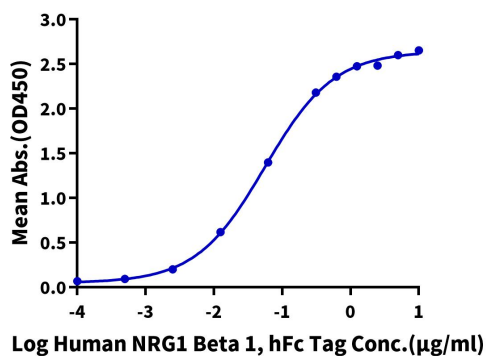
The purity of Mouse Her3 is greater than 95% as determined by SEC-HPLC.

Assay Data

ELISA Data

**Mouse Her3, His Tag ELISA**

0.2µg Mouse Her3, His Tag Per Well



Immobilized Mouse Her3, His Tag at 2µg/ml (100µl/well) on the plate. Dose response curve for Human NRG1 Beta 1, hFc Tag with the EC50 of 55.9ng/ml determined by ELISA (QC Test).